



INSTAKEY

Security Systems

Key Audit Tutorial
Release 4.0.3 – 9/26/2019


1. Login is the same as SecurityRecords credentials.

SR Key Audit

| | |
|--------------|---|
| Username | <input type="text" value="BetaTestUser"/> |
| Protected ID | <input type="text" value="....."/> |
| Password | <input type="password" value="....."/> |

Login

[Forgot: Username / ProtectedID / Password](#)

 Sign in

2. Summary page allows users to pick from Existing Audits, or to create a “New Audit”

SR Key Audit

Test User Logout

New Audit 

Existing Audits (0)

| Audit Name | Customer | Open Runs | Start Date | Frequency | Last Run | Next Run | Sharing | Created By | Create Date |
|------------------------|----------|-----------|------------|-----------|----------|----------|---------|------------|-------------|
| No records to display. | | | | | | | | | |

3. To start a new audit, input a name for the audit. If the user has access to more than one customer, select the name of the customer you are auditing.

SR Key Audit
Test User Logout

New Audit

Enter Audit Name

Select Customer

Private Public

Create Cancel

Existing Audits (0)

| Audit Name | Customer | Open Runs | Start Date | Frequency | Last Run | Next Run | Sharing | Created By | Create Date |
|------------------------|----------|-----------|------------|-----------|----------|----------|---------|------------|-------------|
| No records to display. | | | | | | | | | |

4. Choose either “Private” (for audits only you can see) or “Public” (for audits that will be shared). Select “Create”.

SR Key Audit
Test User Logout

New Audit

Master Key Weekly Audit

Demo - Chain Store

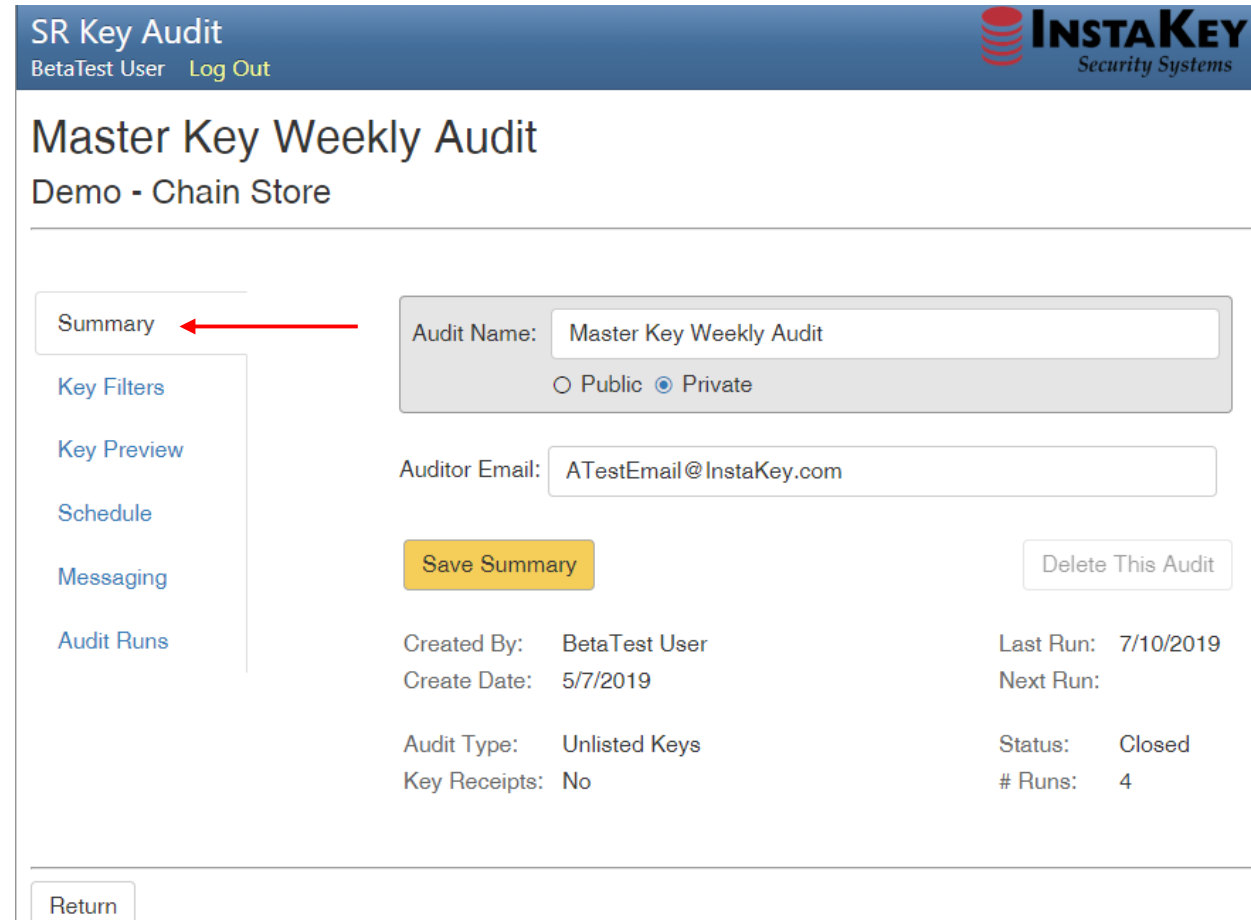
Private Public

Create Cancel

Existing Audits (0)

| Audit Name | Customer | Open Runs | Start Date | Frequency | Last Run | Next Run | Sharing | Created By | Create Date |
|------------------------|----------|-----------|------------|-----------|----------|----------|---------|------------|-------------|
| No records to display. | | | | | | | | | |

5. Go down the tabs from “Summary” through “Messaging” to customize your audit. Utilize the Auditor Email field to change ownership of the audit as needed.



SR Key Audit INSTAKEY Security Systems
BetaTest User [Log Out](#)

Master Key Weekly Audit

Demo - Chain Store

- Summary ←
- Key Filters
- Key Preview
- Schedule
- Messaging
- Audit Runs

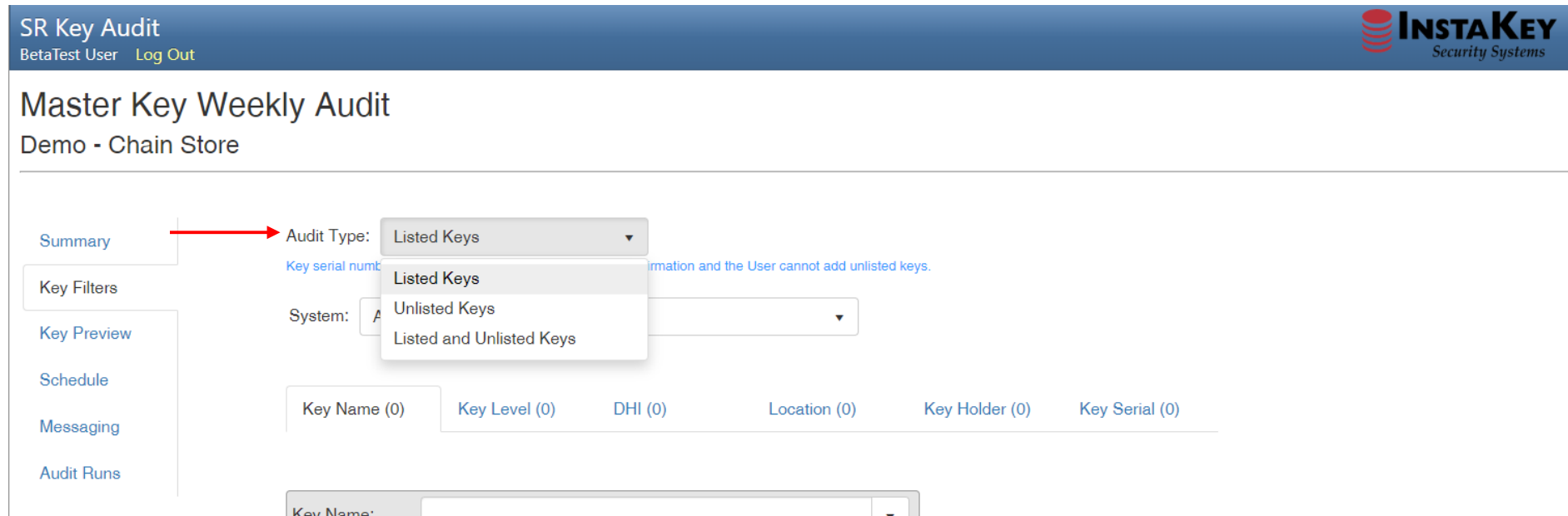
Audit Name:
 Public Private

Auditor Email:

Created By: BetaTest User Last Run: 7/10/2019
Create Date: 5/7/2019 Next Run:
Audit Type: Unlisted Keys Status: Closed
Key Receipts: No # Runs: 4

6. Audit Type determines *how* the keys on audit are requested:

- Listed - Key serial numbers are provided in the audit request for confirmation and the User cannot add unlisted keys.
- Unlisted - No serial numbers are provided to the key holder, instead key holders are sent a request to provide the key serial number(s) they have in their possession. *May only be used with Key Holder filter option.*
- Listed & Unlisted - Key Serial numbers are provided in the audit request for confirmation, but the key holder can provide serial numbers for additional keys.



SR Key Audit
BetaTest User Log Out

Master Key Weekly Audit
Demo - Chain Store

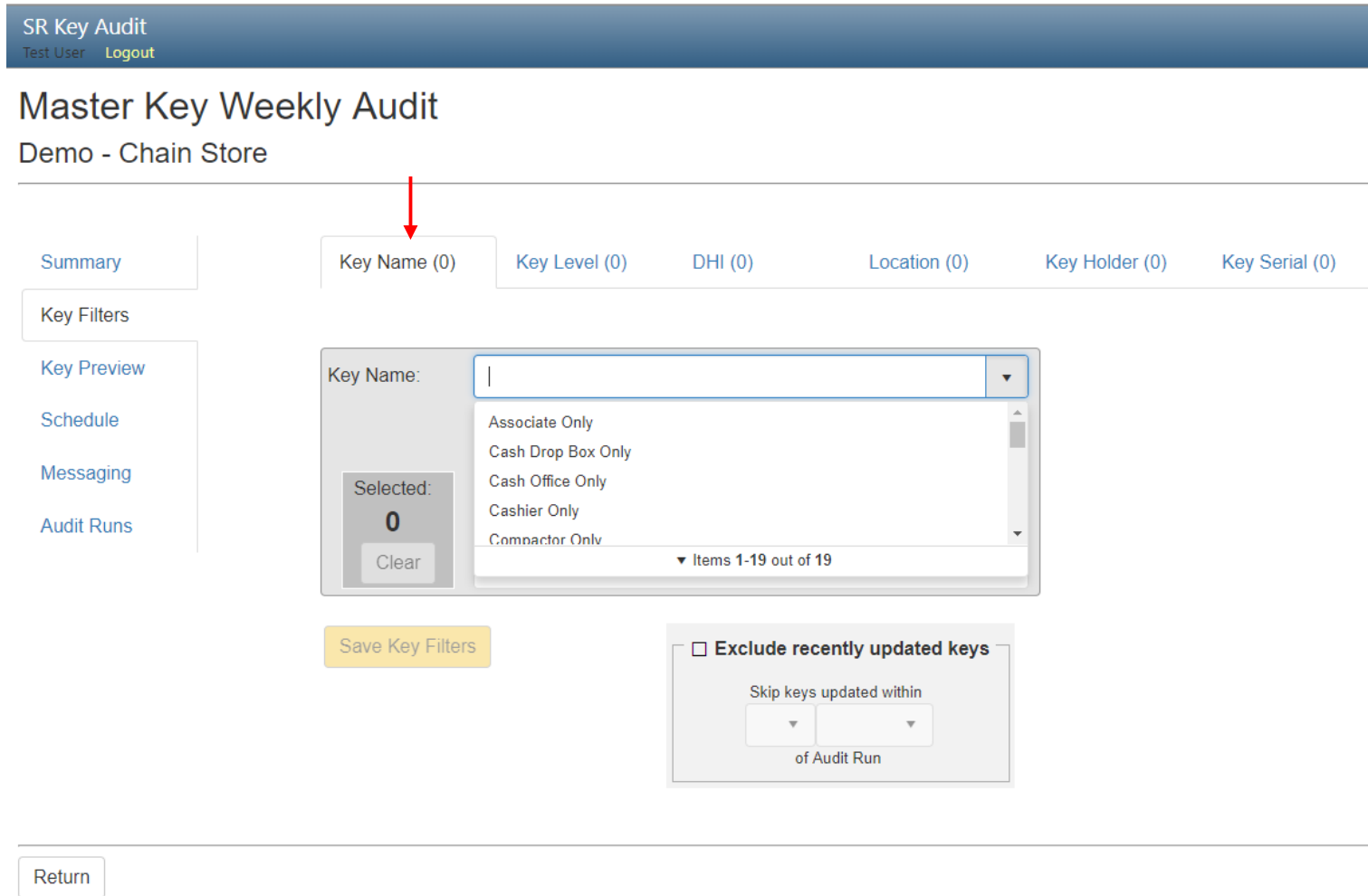
Summary
Key Filters
Key Preview
Schedule
Messaging
Audit Runs

Audit Type: Listed Keys
Key serial number: Listed Keys (confirmation and the User cannot add unlisted keys.)
System: A Unlisted Keys
Listed and Unlisted Keys

| Key Name (0) | Key Level (0) | DHI (0) | Location (0) | Key Holder (0) | Key Serial (0) |
|--------------|---------------|---------|--------------|----------------|----------------|
|--------------|---------------|---------|--------------|----------------|----------------|

Key Name:

7. Filters allow a variety of ways to narrow the keys being audited.
The “Key Name” field can be defined by selecting the “Key Definition” option under the “Keys” tab in Security Records.



The screenshot shows the SR Key Audit interface. At the top, it says "SR Key Audit" with "Test User" and "Logout" links. Below that is the title "Master Key Weekly Audit" and "Demo - Chain Store". A navigation menu on the left includes "Summary", "Key Filters", "Key Preview", "Schedule", "Messaging", and "Audit Runs". The main area has several filter tabs: "Key Name (0)", "Key Level (0)", "DHI (0)", "Location (0)", "Key Holder (0)", and "Key Serial (0)". A red arrow points to the "Key Name (0)" tab. The "Key Name" filter is expanded, showing a dropdown menu with options: "Associate Only", "Cash Drop Box Only", "Cash Office Only", "Cashier Only", and "Compactor Only". Below the dropdown, it says "Selected: 0" and "Clear". At the bottom of the dropdown, it says "Items 1-19 out of 19". Below the filter area, there is a "Save Key Filters" button and a checkbox for "Exclude recently updated keys". Under this checkbox, there is a field for "Skip keys updated within" with two dropdown menus and "of Audit Run" below them. At the bottom left, there is a "Return" button.

8. "Key Level" filtering is based upon the type of key it is.

SR Key Audit
Test User Logout

Master Key Weekly Audit

Demo - Chain Store

Summary | Key Name (0) | **Key Level (0)** | DHI (0) | Location (0) | Key Holder (0) | Key Serial (0)

Key Filters

Key Preview

Schedule

Messaging

Audit Runs

Key Level: []

User

- Master
- Grand Master
- Great Grand Master

Selected: 0

Clear

▼ Items 1-4 out of 4

Save Key Filters

Exclude recently updated keys

Skip keys updated within [] of Audit Run

Return

9. "DHI" filtering is based upon the specific keyset but does not filter locations.

SR Key Audit
Test User Logout

Master Key Weekly Audit

Demo - Chain Store

Summary
Key Filters
Key Preview
Schedule
Messaging
Audit Runs

Key Name (0) Key Level (0) **DHI (0)** Location (0) Key Holder (0) Key Serial (0)

DHI:

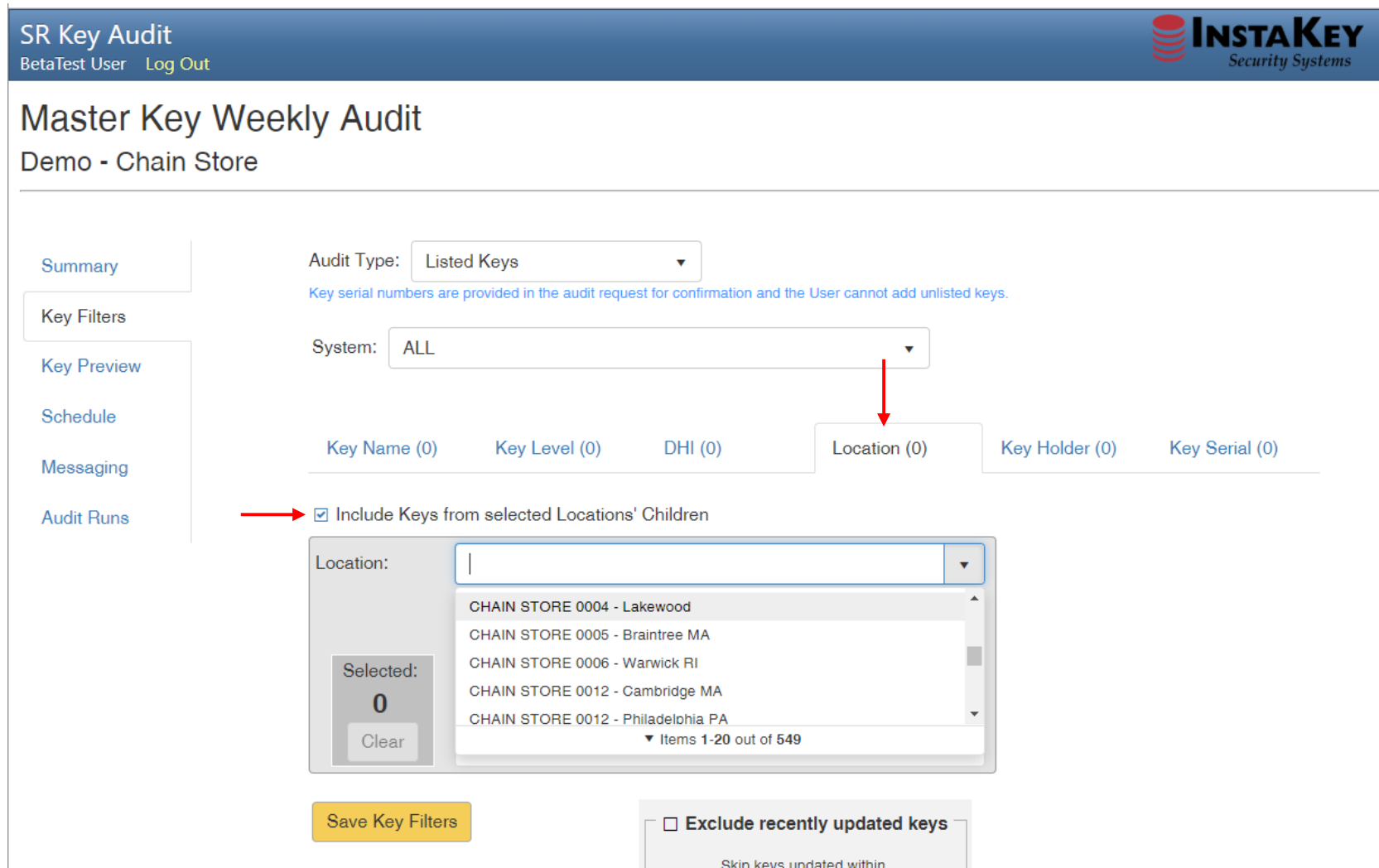
| | |
|-----------|---------------------------------|
| DHI | System |
| AA | Chain Store Inc. 6-Pin MK (F01) |
| AA (Ctrl) | Chain Store Inc. 6-Pin MK (F01) |
| 1AA | Chain Store Inc. 6-Pin MK (F01) |

Selected: **0**

Exclude recently updated keys

Skip keys updated within of Audit Run

10. Filtering by “Location” is a great way to survey entire groups of keys based on the location(s) selected. Select “Include Keys from selected Locations’ Children” to quickly select groups by parent.



SR Key Audit
BetaTest User Log Out

INSTAKEY
Security Systems

Master Key Weekly Audit

Demo - Chain Store

Summary
Key Filters
Key Preview
Schedule
Messaging
Audit Runs

Audit Type: Listed Keys
Key serial numbers are provided in the audit request for confirmation and the User cannot add unlisted keys.

System: ALL

Key Name (0) Key Level (0) DHI (0) **Location (0)** Key Holder (0) Key Serial (0)

Include Keys from selected Locations' Children

Location: [Dropdown]
Selected: 0
Clear

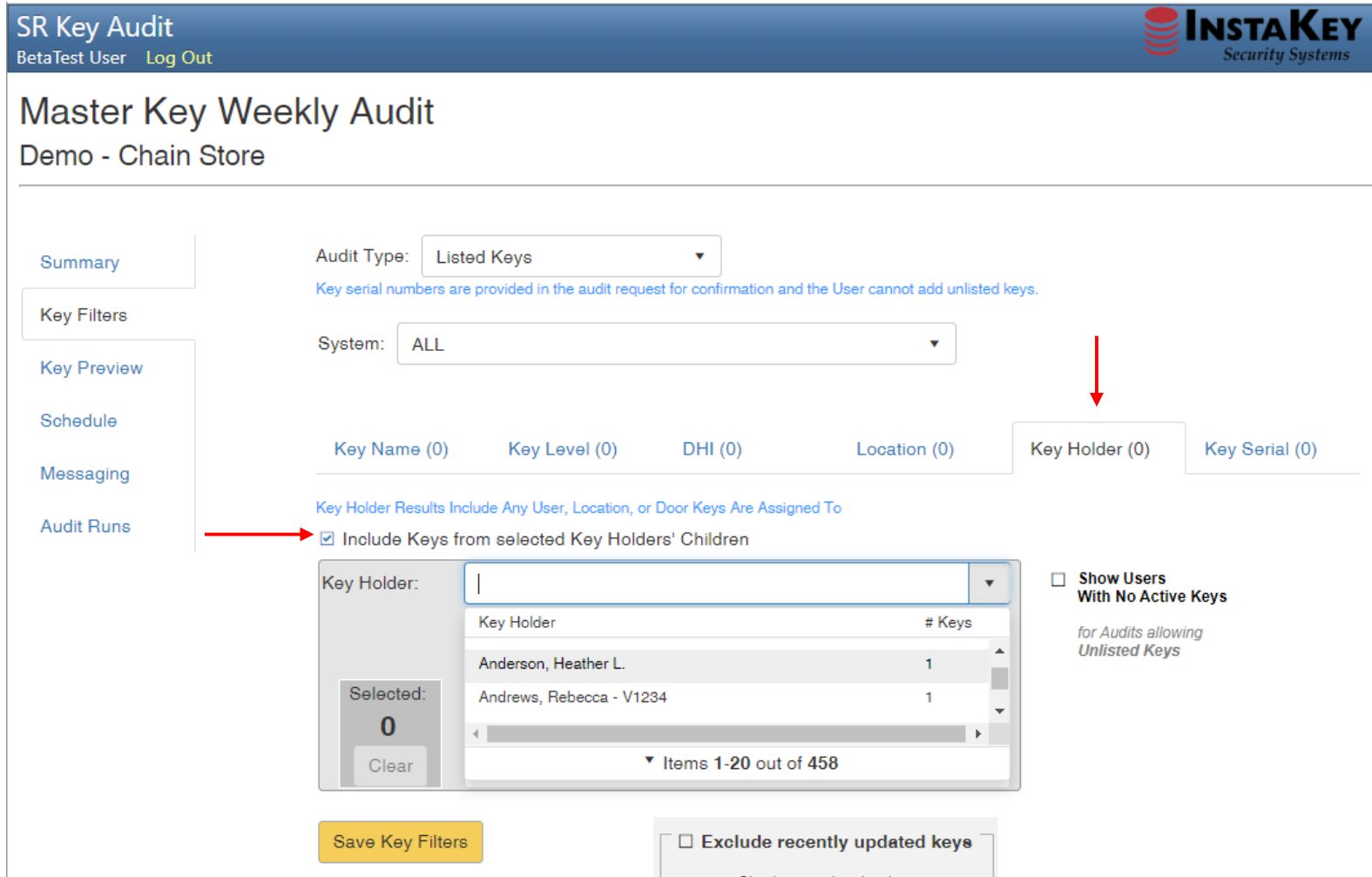
- CHAIN STORE 0004 - Lakewood
- CHAIN STORE 0005 - Braintree MA
- CHAIN STORE 0006 - Warwick RI
- CHAIN STORE 0012 - Cambridge MA
- CHAIN STORE 0012 - Philadelphia PA

▼ Items 1-20 out of 549

Save Key Filters

Exclude recently updated keys
Skin keys updated within

11. Filter by “Key Holder” allows the auditor to be very specific about the keys on audit. Select “Include Keys from selected Key Holders’ Children” to quickly select groups by parent.



SR Key Audit
BetaTest User Log Out

Master Key Weekly Audit

Demo - Chain Store

Audit Type: Listed Keys
Key serial numbers are provided in the audit request for confirmation and the User cannot add unlisted keys.

System: ALL

Key Name (0) Key Level (0) DHI (0) Location (0) **Key Holder (0)** Key Serial (0)

Key Holder Results Include Any User, Location, or Door Keys Are Assigned To

Include Keys from selected Key Holders' Children

Key Holder:

| Key Holder | # Keys |
|--------------------------|--------|
| Anderson, Heather L. | 1 |
| Andrews, Rebecca - V1234 | 1 |

Selected: 0
Clear

Show Users With No Active Keys
for Audits allowing Unlisted Keys

Save Key Filters Exclude recently updated keys

12. Filtering by “Key Serial” number is the most specific type of filter and allows the user to pinpoint exactly which keys are being audited.

SR Key Audit
Test User Logout

Master Key Weekly Audit

Demo - Chain Store

Summary | Key Name (0) | Key Level (0) | DHI (0) | Location (0) | Key Holder (0) | **Key Serial (0)**

Key Filters | Key Preview | Schedule | Messaging | Audit Runs

Key Serial:

| Key Serial | Key Holder | Status |
|------------|----------------|--------|
| F2110889 | Test, Joseph | Issued |
| F2219907 | Abelia, Janice | Issued |
| F2219908 | Smith, Amanda | Issued |

Selected: **0**
Clear

Items 1-1039 out of 1039

Save Key Filters

Exclude recently updated keys

Skip keys updated within of Audit Run

Return

13. This particular audit will be for all Master Keys, so only the Level needs to be selected, and all other filters left blank.

SR Key Audit
Test User Logout

Master Key Weekly Audit

Demo - Chain Store

Summary

Key Filters

Key Preview

Schedule

Messaging

Audit Runs

Key Name (0) Key Level (0) DHI (0) Location (0) Key Holder (0) Key Serial (0)

Key Level:

| Key Level | |
|-----------|---|
| Master | × |

Selected: **1**
Clear

Save Key Filters

Exclude recently updated keys

Skip keys updated within of Audit Run

Return

14. "Key Preview" shows all keys that will be included in the audit. Keys may be marked "Critical" as needed. Email and Phone information is based off the information listed in SecurityRecords. For any keys without contact information, or to overwrite existing, any/all keys may be selected and updated using the "Email" and or "Phone" fields. *Note that email/phone updates made in audit are for the audit only and do not change Records information.*

Master Key Weekly Audit

Demo - Chain Store

Summary

Key Filters

Key Preview

Schedule

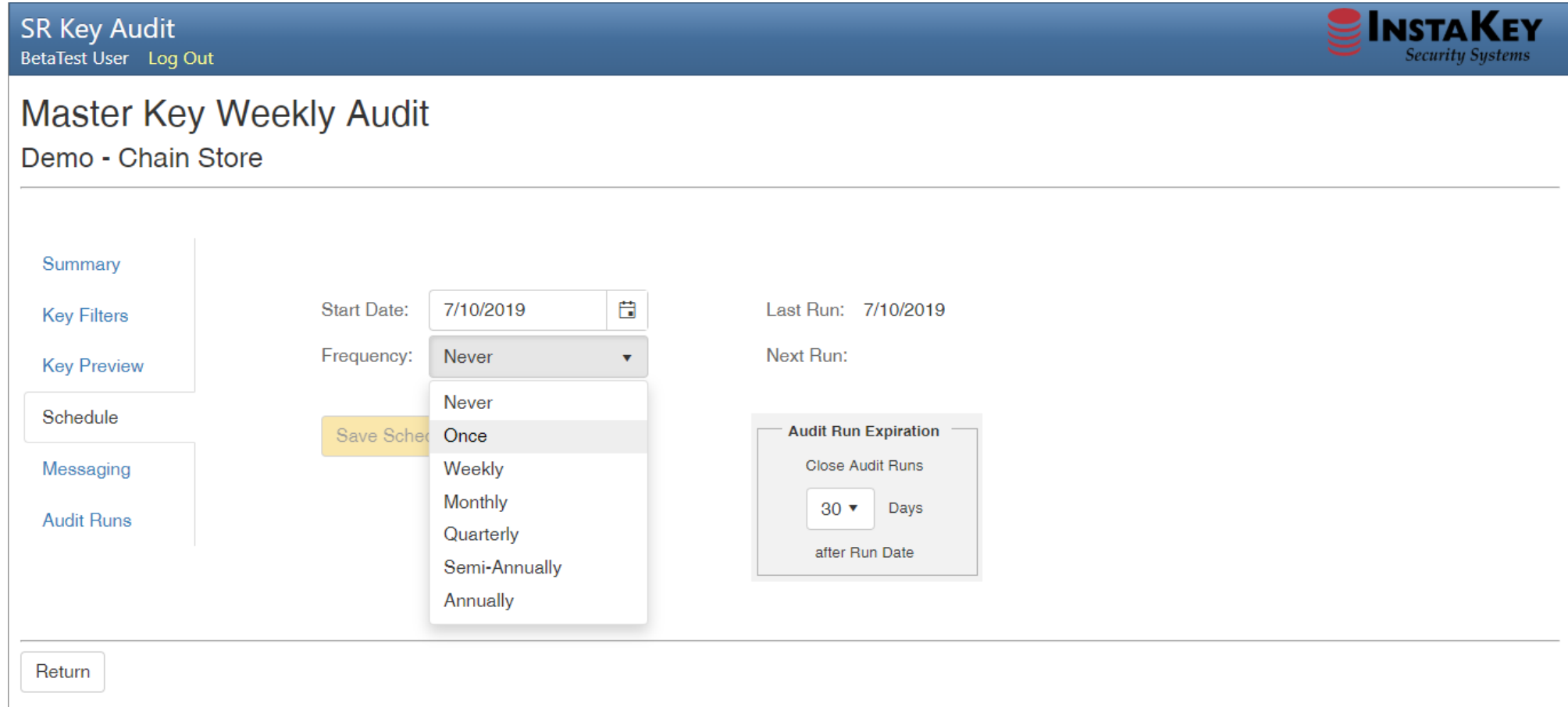
Messaging

Audit Runs

| # Keys | | Email <input type="checkbox"/> | Phone <input type="checkbox"/> | Critical <input type="checkbox"/> | | | | | | | | |
|--------------------------|----------|--------------------------------|---------------------------------|-----------------------------------|--------------|----------|--------------------------------|-------|-------|------------|--------------|--|
| 68 | | Update Selected Keys: | | Yes ▾ | Save | | | | | | | <i>(Overridden values are in green.)</i> |
| <input type="checkbox"/> | Serial # | DHI | System | Key Level | Key Name | Critical | Assigned To | Email | Phone | Key Status | Last Updated | |
| <input type="checkbox"/> | D757368 | AA.5 | Chain Store Inc. 6-Pin MK (F01) | Master | Store Master | | CHAIN STORE 0200 - New York NY | | | Fire Box | 9/14/2008 | |
| <input type="checkbox"/> | D757342 | AB.2 | Chain Store Inc. 6-Pin MK (F01) | Master | Store Master | | CHAIN STORE 0784 - New York | | | Issued | 9/14/2008 | |
| <input type="checkbox"/> | D757341 | AB.2 | Chain Store Inc. 6-Pin MK (F01) | Master | Store Master | | CHAIN STORE 0784 - New York | | | Issued | 9/14/2008 | |
| <input type="checkbox"/> | D757340 | AB.2 | Chain Store Inc. 6-Pin MK (F01) | Master | Store Master | | CHAIN STORE 0784 - New York | | | Issued | 9/14/2008 | |
| <input type="checkbox"/> | D757339 | AB.2 | Chain Store Inc. 6-Pin MK (F01) | Master | Store Master | | CHAIN STORE 0784 - New York | | | Issued | 9/14/2008 | |
| <input type="checkbox"/> | D869430 | AB.2 | Chain Store Inc. 6-Pin MK (F01) | Master | Store Master | | CHAIN STORE 0784 - New York | | | Issued | 8/25/2004 | |
| <input type="checkbox"/> | D869429 | AB.2 | Chain Store Inc. 6-Pin MK (F01) | Master | Store Master | | CHAIN STORE 0784 - New York | | | Issued | 8/25/2004 | |

Return

15. “Schedule” determines how often the audit will be run. This allows the auditor to build a variety of different audits that run on an automated schedule and can occur as often as needed, with the option to signify when the audit will end.



SR Key Audit
BetaTest User [Log Out](#)

Master Key Weekly Audit
Demo - Chain Store

Summary
Key Filters
Key Preview
Schedule
Messaging
Audit Runs

Start Date: 7/10/2019
Frequency: Never
Last Run: 7/10/2019
Next Run:

Audit Run Expiration
Close Audit Runs
30 Days
after Run Date

Return

Master Key Weekly Audit

Demo - Chain Store

- Summary
- Key Filters
- Key Preview
- Schedule
- Messaging
- Audit Runs**

Email Reminder to Auditor

Save

1 day(s) before Audit Run

Audit Message

Subject: InstaKey Audit - Please Confirm Keys

Body: Use the link provided in this message to confirm the status of keys under audit.

- List Keys: (applies to Email Only)
- Send Type: Email Phone (text message)
- Reply Options: Key Receipt

Escalate Message

3 day(s) after Audit Run

Subject: OVERDUE InstaKey Audit - Attention Required

Body: Your confirmation for the status of keys under audit is overdue. Use the link provided in this message to confirm the status of keys under audit.

- List Keys: (applies to Email Only)
- Send Type: Email Phone (text message)
- Reply Options: Key Receipt

Copy Message to Supervisor

1 day(s) after Audit Run

Copy Message to Auditor

3 day(s) after Audit Run

16. The “Messaging” screen allows the auditor to customize the message(s) communicated to key holders. All verbiage may be changed in both the subject and body fields. The days before and after can be designated as well for an email reminder to the Auditor (see Summary tab) as well as the escalation messages.

If the User Hierarchy is in use in SecurityRecords, the Copy Message to Supervisor toggle may be utilized. This function will send an escalation to the key holder’s direct supervisor prior to the auditor receiving notice of non-compliance.

17. "Audit Runs" shows the history of times the Audit has been utilized and a high-level summary of the result. Selecting a Run Date will display additional

Master Key Weekly Audit
Demo - Chain Store

- Summary
- Key Filters
- Key Preview
- Schedule
- Messaging
- Audit Runs**

Audit Runs (4)

| Run Date | Audit Type | Close Date | Expire Date | Listed Keys | | | | | | Unlisted Keys | | | | |
|---|-------------------------------|---|---|-------------------------------|-------------------------------|-------------------------------|-------------------------------|-------------------------------|-------------------------------|-------------------------------|-------------------------------|-------------------------------|-------------------------------|---|
| | | | | # Keys | # Confirmed | % Confirmed | Custody: Yes | Custody: No | % Custody | # Users | # Replied | % Replied | Add-On Keys | |
| <input type="text" value="From"/> <input type="text" value="To"/> <small>From To</small> | <input type="text" value=""/> | <input type="text" value="From"/> <input type="text" value="To"/> <small>From To</small> | <input type="text" value="From"/> <input type="text" value="To"/> <small>From To</small> | <input type="text" value=""/> | <input type="text" value=""/> | <input type="text" value=""/> | <input type="text" value=""/> | <input type="text" value=""/> | <input type="text" value=""/> | <input type="text" value=""/> | <input type="text" value=""/> | <input type="text" value=""/> | <input type="text" value=""/> | |
| 7/10/2019 | Unlisted Keys | 7/31/2019 | 10/8/2019 | - | - | - | - | - | - | - | 1 | 0 | 0% | 0 |
| 7/10/2019 | Unlisted Keys | 7/10/2019 | 10/8/2019 | - | - | - | - | - | - | - | 1 | 0 | 0% | 0 |
| 7/10/2019 | Unlisted Keys | 7/10/2019 | 10/8/2019 | - | - | - | - | - | - | - | 1 | 0 | 0% | 0 |
| 7/10/2019 | Listed Keys | 7/10/2019 | 10/8/2019 | 15 | 0 | 0% | 0 | 0 | 0% | - | - | - | - | |

[Return](#)

18. Selecting any Run Date brings the details of the run, along with the “Message Log” and the option to “Close Audit Run” (or Open if audit is closed).

Audit Run Keys | Message Log | No Custody Keys | Recommendations

| Run Date | Audit Type | Close Date | Expire Date <input type="button" value="Save"/> | Listed Keys | | | Custody: Yes | Custody: No | % Custody | <input type="button" value="Open Audit Run"/> |
|-----------|-------------|------------|---|-------------|-------------|-------------|--------------|-------------|-----------|---|
| | | | | # Keys | # Confirmed | % Confirmed | | | | |
| 7/10/2019 | Listed Keys | 7/10/2019 | 10/8/2019 <input type="button" value="📅"/> | 15 | 0 | 0 % | 0 | 0 | 0 % | |

Update Selected Keys:

Email Phone Key Status Critical Custody Saved

| <input type="checkbox"/> | Serial # | Assigned To | Location | Email | Phone | DHI | Key Name | Key Status | Critical | Last Updated | Last Email | Last Tex |
|--------------------------|----------------------|----------------------|--------------------------------|-------------------------|----------------------|----------------------|----------------------|----------------------|----------------------|----------------------|----------------------|----------------------|
| <input type="checkbox"/> | <input type="text"/> | <input type="text"/> | <input type="text"/> | <input type="text"/> | <input type="text"/> | <input type="text"/> | <input type="text"/> | <input type="text"/> | <input type="text"/> | <input type="text"/> | <input type="text"/> | <input type="text"/> |
| <input type="checkbox"/> | D1000042 | Bailey, Sharon | Chain Store Dept D01 - Ontario | ATestEmail@InstaKey.com | | 2AA.1 | Cashier Only | Issued | No | 6/13/2016 | 7/10/2019 | |
| <input type="checkbox"/> | D1000064 | Alderson, Tami | Chain Store Dept D01 - Ontario | ATestEmail@InstaKey.com | | 10CA.1 | LP Office Only | Issued | No | 7/8/2016 | 7/10/2019 | |
| <input type="checkbox"/> | D2911793 | Myers, Ken | Chain Store Dept D01 - Ontario | ATestEmail@InstaKey.com | | CA.4C | Master Control | Issued | No | 3/31/2015 | 7/10/2019 | |
| <input type="checkbox"/> | D1000066 | Bailey, Sharon | Chain Store Dept D01 - Ontario | ATestEmail@InstaKey.com | | 10CA.1 | LP Office Only | Issued | No | 6/14/2016 | 7/10/2019 | |
| <input type="checkbox"/> | D1000065 | Clark, Carolyn | Chain Store Dept D01 - Ontario | ATestEmail@InstaKey.com | | 10CA.1 | LP Office Only | Issued | No | 9/12/2016 | 7/10/2019 | |
| <input type="checkbox"/> | D2911795 | Bailey, Sharon | Chain Store Dept D01 - Ontario | ATestEmail@InstaKey.com | | CA.4 | Store Master D01 | Issued | No | 7/10/2019 | 7/10/2019 | |
| <input type="checkbox"/> | D2911798 | Keller, Kim - 88874 | Chain Store Dept D01 - Ontario | ATestEmail@InstaKey.com | | CA.4 | Store Master D01 | Issued | No | 3/31/2015 | 7/10/2019 | |
| <input type="checkbox"/> | D2911796 | Russell, Lisa | Chain Store Dept D01 - Ontario | ATestEmail@InstaKey.com | | CA.4 | Store Master D01 | Issued | No | 3/31/2015 | 7/10/2019 | |

19. The new audit is now available to view in Existing Audits

SR Key Audit

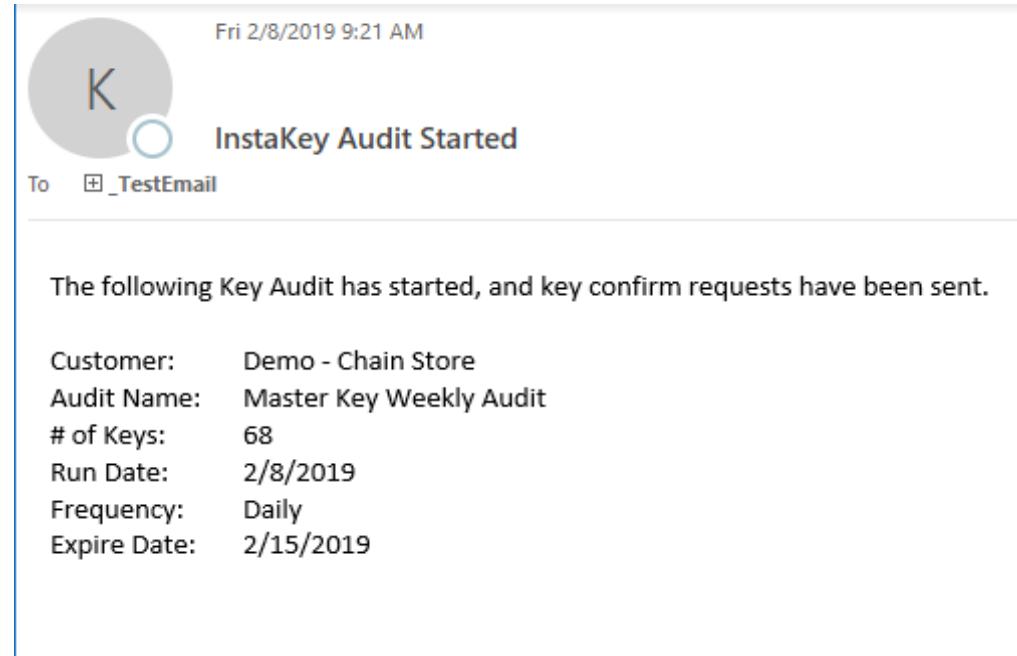
[Test User](#) [Logout](#)

[New Audit](#)


Existing Audits (1)

| Audit Name | Customer | Open Runs | Start Date | Frequency | Last Run | Next Run | Sharing | Created By | Create Date |
|---|--------------------|-----------|------------|-----------|----------|----------|---------|------------|-------------|
| Master Key Weekly Audit | Demo - Chain Store | | 2/8/2019 | Daily | | 2/8/2019 | Private | Test User | 02/07/2019 |


20. Once the audit is started, a notice will go to the Auditor to remind them it has started. Additional notifications will be sent when the audit is closed.



21. All contacts with Email / Phone values on the audit will be sent a notification with a link to update keys.

 Fri 2/8/2019 2:45 PM

InstaKey Audit - Please Confirm Keys


To  _TestEmail


Use the link provided in this message to confirm the status of keys under audit.

Customer: Demo - Chain Store
Audit Name: Master Key Weekly Audit
of Keys: 68
Run Date: 2/8/2019

22. This is an example message to the Auditor with the scheduled run date approaching. This may be modified in the Messaging tab.

Thu 2/14/2019 12:08 PM

 InstaKey Audit - Message From Key Holder

To  _TestEmail

A personal message has been sent to you regarding the following Key Audit.

Key Holder Contact:
Keys Requested:

Customer: Demo - Chain Store
Audit Name: User Specific Audit w/System Filter
of Keys: 11
Run Date: 2/14/2019
Frequency: Once

----- Message From KeyHolder -----

Test

23. After selecting the email link, a key can be updated and confirmed. Keys that need further review may be left blank, and after any key has been confirmed, a Key Receipt option becomes available (see step 24). Should communication to the Auditor be necessary (email recipient is unavailable to participate in audit, has questions, etc.) they can use the Message box to contact the auditor.

| | | |
|---------|-----------------------------|---------------|
| D869425 | | No (Stolen) ▼ |
| D882583 | | No (Lost) ▼ |
| D869430 | CHAIN STORE 0784 - New York | Yes ▼ |
| D869429 | CHAIN STORE 0784 - New York | Yes ▼ |

Confirm Key Custody

Send Message to Auditor (optional)

Send Message

24. After a key is confirmed a Key Receipt option becomes available. Keys may be signed for individually, or all at once if All Keys Confirmed is displayed.

Please Confirm Your Custody of the Keys Below Keys Confirmed: 0 of 1

| Serial # | Assigned To | In Custody? | <input type="checkbox"/> Key Receipt |
|----------|------------------------|-------------|--------------------------------------|
| D1000058 | User, BetaTest - 00001 | Yes | |

Send Message to Auditor (optional):

Are you in possession of any keys not listed above? If so, please list below.



All Keys Confirmed

Keys Confirmed: 1 of 1

| Serial # | Assigned To | In Custody? | <input checked="" type="checkbox"/> Key Receipt |
|----------|------------------------|-------------|---|
| D1000058 | User, BetaTest - 00001 | Yes | <input checked="" type="checkbox"/> |

Send Message to Auditor (optional):

Are you in possession of any keys not listed above? If so, please list below.

25. Selecting “Sign Now” brings up an electronic signature box, after signing, a final preview will be made available before submitting.



Digital KeyHolder Update

 **INSTAKEY**
Security Systems

Log Out

BetaTest User,

George W assigned key serial number(s) D1000058 to you.
Press the Sign Now button to confirm receipt


Sign Now

Key Holder

Submit Clear Cancel

A red arrow points from the 'Sign Now' button to the signature box.

26. In this final step, the receipt may be reviewed for accuracy before submitting. Selecting “Cancel” will return to the signature page. Key Receipts may be customized to include a company logo by providing a hi-res jpg, png, or pdf to CustomerSupport@InstaKey.com



The screenshot displays the InstaKey Key Receipt interface. At the top left is the InstaKey Security Systems logo, and at the top right is a placeholder for a "Company Logo". The main heading is "Key Receipt". Below this, the "Key Serial Number(s)" is listed as "D1000058". A handwritten signature, "Key Holder", is visible above a horizontal line. Below the signature, the user is identified as "BetaTest User" and the date is "03/21/2019". The "Assigned By" is "George W". At the bottom, there are two buttons: "Cancel" on the left and "Approve" on the right. A red arrow points from the "Approve" button to a modal window on the right. The modal window is titled "Digital KeyHolder Update" and contains a green "Success!" message, followed by the text "The Key Receipt for BetaTest User was Successfully Saved." and a "Close" button. A "Sign Now" button is also visible at the bottom of the modal.

27. KeyAudit includes multiple tools for managing progress during and post-audit. “Message Log” is used for reviewing sent requests to confirm messages are going the right way to the right people. This also shows errors for bad numbers if phone requests are being used, helping to identify possible updates to be made for the next scheduled run.



| Send Date | Message Type | Send Method | Send To | Status | Keys Requested | Keys Confirmed |
|---|--------------------------------|----------------------|----------------------------|----------------------|----------------------|----------------------|
| <input type="text" value="From"/> <input type="text" value="To"/> | <input type="text"/> | <input type="text"/> | <input type="text"/> | <input type="text"/> | <input type="text"/> | <input type="text"/> |
| 7/10/2019 10:09:56 AM | Audit Run Closed | Email | BetaTestEmail@InstaKey.com | OK | | |
| 7/10/2019 9:35:52 AM | Key Confirm Request (Standard) | Email | BetaTestEmail@InstaKey.com | OK | 15 | |
| 7/10/2019 9:35:51 AM | Audit Run Started | Email | BetaTestEmail@InstaKey.com | OK | | |

28. “Add-On Keys” (Unlisted & Hybrid Audits Only) allows the auditor to view both the keys confirmed as well as key serial numbers submitted that do not match anything in Records. Updates may be made to valid serial numbers while the invalid serials may be reviewed further. The “Add-On Keys” tab is converted to “No Custody Keys” on Listed audits and displays keys assigned to a key holder confirming they no longer have that key.

↓

[Audit Run Keys](#)
[Message Log](#)
Add-On Keys
[Recommendations](#)

Submitted Keys - Valid Key Serial Number (2)

Assign To: Users Locations Doors
 Key Status:

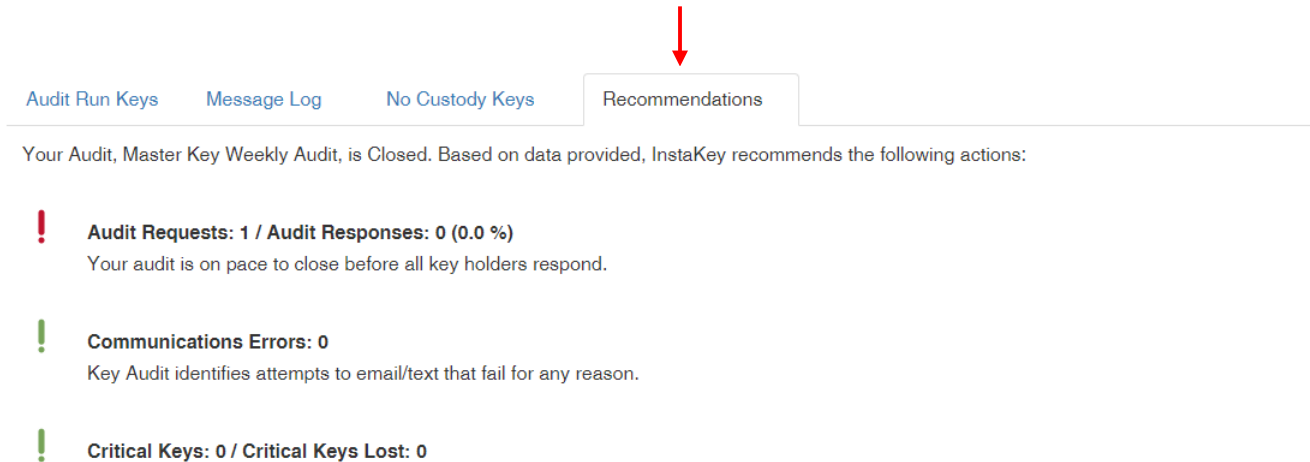
Update Selected Keys:

| <input type="checkbox"/> | Serial # | Submitted By | Submitted From | Submit Date | Assigned To | Key Status | Last Updated | Update User |
|--------------------------|----------------------|------------------------|----------------------|--|------------------------|----------------------|--|------------------------|
| | <input type="text"/> | <input type="text"/> | <input type="text"/> | From <input type="text"/> To <input type="text"/> | <input type="text"/> | <input type="text"/> | From <input type="text"/> To <input type="text"/> | <input type="text"/> |
| <input type="checkbox"/> | d1000039 | User, BetaTest - 00001 | | 7/29/2019 | User, BetaTest - 00001 | Issued | 8/6/2019 | |
| <input type="checkbox"/> | d1000058 | User, BetaTest - 00001 | | 7/29/2019 | User, BetaTest - 00001 | Issued | 3/19/2019 | User, BetaTest - 00001 |

Submitted Keys - Invalid Key Serial Number (2)

| Serial # | Submitted By | Submitted From | Submit Date |
|----------------------|------------------------|----------------------|--|
| <input type="text"/> | <input type="text"/> | <input type="text"/> | From <input type="text"/> To <input type="text"/> |
| d1000038 | User, BetaTest - 00001 | | 7/29/2019 |
| 1000039 | User, BetaTest - 00001 | | 7/29/2019 |

29. “Recommendations” are updated in real time and allow auditors to gauge various progress/hinderance areas. Each field provides both a high-level summary as well as InstaKey feedback on possible actions needed.



A screenshot of the InstaKey interface showing the 'Recommendations' tab. A red arrow points to the 'Recommendations' tab. Below the navigation bar, the text reads: 'Your Audit, Master Key Weekly Audit, is Closed. Based on data provided, InstaKey recommends the following actions:'. There are three items listed:

- ! Audit Requests: 1 / Audit Responses: 0 (0.0 %)**
Your audit is on pace to close before all key holders respond.
- ! Communications Errors: 0**
Key Audit identifies attempts to email/text that fail for any reason.
- ! Critical Keys: 0 / Critical Keys Lost: 0**



INSTAKEY

Security Systems

Key Audit Tutorial
Release 4.0.3 – 9/26/2019